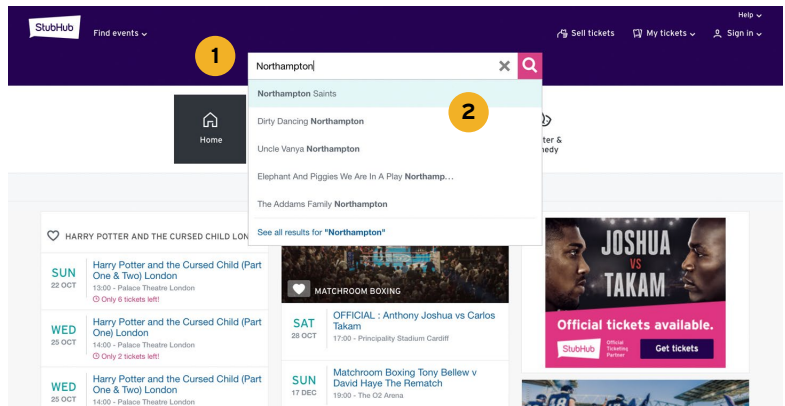


How to sell your Northampton Saints ticket from StubHub.co.uk

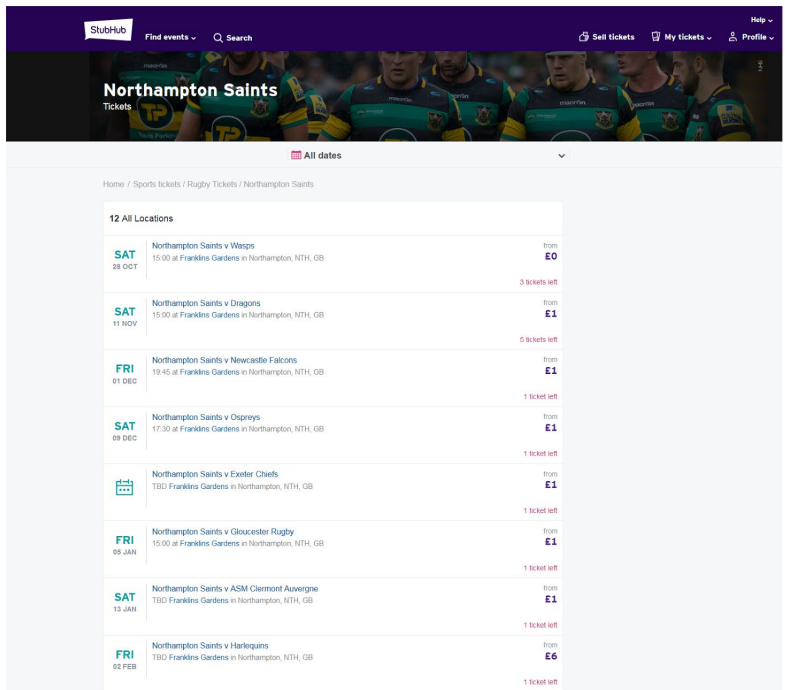
Search for Northampton Saints

1. Start typing **Northampton Saints** into the search bar.
2. Click the suggested search result.



Choose the game

Click the game you want to sell tickets for.



Choose Sell tickets

1. Click **Sell tickets**.

The screenshot shows the StubbHub interface for selling tickets for Northampton Saints v Dragons Tickets. The event is on SAT 11 NOV at 15:00 at Franklins Gardens, Northampton, NTH. The stadium seating chart shows 'TERRACE B' selected. The sidebar on the right lists available ticket options:

Section	Row	Price	Value
Terrace B	null	£1.04	...
1 ticket			Instant Download
Terrace B	null	£1.05	...
1 ticket			Instant Download
MY LISTING			
Terrace B	null	£1.30	...
1 ticket			Instant Download
MY LISTING			
Telley's Stand 1	F	£28.00	...
1 ticket			Instant Download

Fill in your ticket details

1. Select how many tickets you have.

2. Review ticket preferences and make changes if you need to.

3. Click **Enter barcode**.

The screenshot shows the StubbHub interface for filling in ticket details for Northampton Saints v Dragons Tickets. The event is on SAT 11 NOV at 15:00 at Franklins Gardens, Northampton, NTH. The form has the following sections:

- HOW MANY TICKETS DO YOU HAVE?** 1 Ticket
- We have pre-selected below the most commonly selected preferences. Please take a look and make changes if needed.**
 - Sell all my tickets together
 - No features
 - No comments, No disclosures
 - Your seats are all in the same row
- ARE YOU READY TO DELIVER YOUR TICKETS?** Yes (selected) No
- PLEASE SELECT A DELIVERY METHOD.** If there is only one delivery type available for an event, we've made the selection for you.

At the bottom right, there is a button labeled "Enter barcode" and a "Continue" button.

Fill us in on your tickets (cont.)

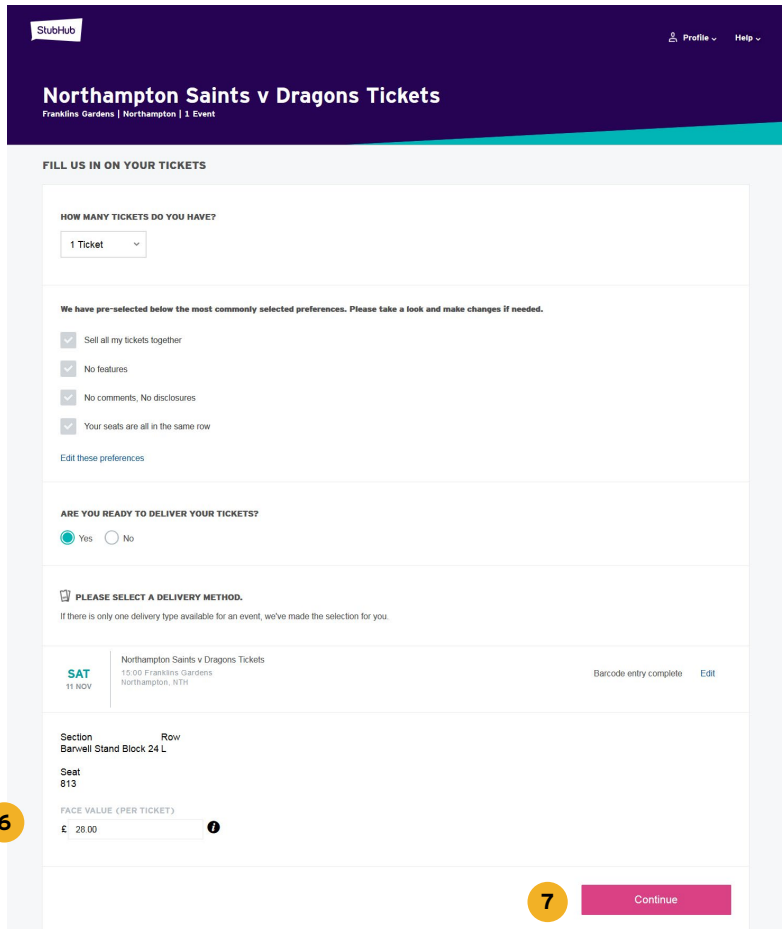
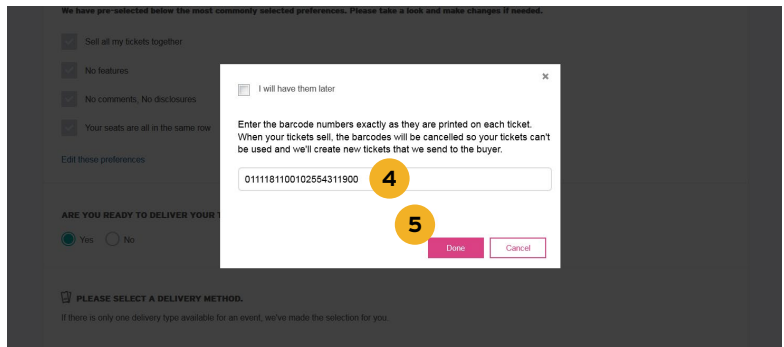
4. Enter the barcode. You'll find the number alongside the barcode on your paper ticket.

5. Click **Done**.

6. Enter the face value of your ticket.

(For season tickets, divide the cost of the ticket by the number of fixtures to get the face value).

7. Click **Continue**.



Set your price

1. Enter the price you want to sell your ticket for.
2. Confirm your credit card details and select how you want to get paid. If this is your first time listing with StubHub, please enter your credit card details.
3. Click **Create listing**.

The screenshot shows the 'SET YOUR PRICE' form on the StubHub website. At the top, it displays the event details: 'Northampton Saints', 'SECTION: Tetleys Stand...', 'ROW: F', 'SEATS: 24', and '1 LISTINGS'. Below this, the event is identified as 'Northampton Saints v Dragons Tickets' on 'SAT 11 NOV' at '15:00 at Frank's Gardens, Northampton, UK'. A price input field is set to '£ 28.00' with a 'Price per ticket' label and a 'Get more pricing info' link. To the right, a message says 'Enter your price to continue. You get £24.64 if your tickets sell'. The 'CREDIT CARD' section is highlighted with a '2' and shows a 'Visa' card ending in '2136 Exp. 04/2019' with an 'Add a new credit card' option. The 'PAYMENT METHOD' is set to 'PayPal'. A note states: 'Payments will be sent to your PayPal account with the email address: ayotterodrigue.f@gmail.com'. A disclaimer says: 'You'll be paid into your PayPal account 5-8 business days after the event to make sure the buyer had no problems with the tickets.' At the bottom, a '3' highlights the 'Create listing' button. A small note at the bottom left reads: 'By clicking "Create listing" you're agreeing to deliver your tickets on time as promised or you'll be charged as described in our User Agreement'.

About you as a seller

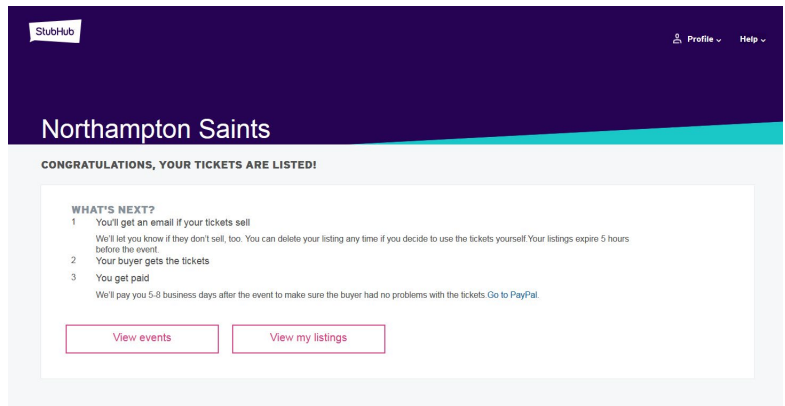
If this is your first listing with StubHub, we'll ask you to tell us about you as a seller.

1. Please complete the form.
2. Click **Confirm**.

The screenshot shows the 'WHAT KIND OF SELLER ARE YOU?' form on the StubHub website. It starts with two radio button options: 'I'm a private seller - I sell spare tickets from time to time' (selected) and 'I have a business set up to sell tickets'. A note says: 'We've filled in some info for you - please take a look and make changes if you need to'. The form fields include: 'Name' (text input), 'Date of birth' (Day, Month, Year dropdowns), 'Home address' (Address 1, Address 2 (if applicable), City dropdown, United Kingdom dropdown, Postcode), and 'Nationality' (Select dropdown). A '2' highlights the 'Confirm' button at the bottom right.

Your tickets are listed on StubHub

That's it - you've listed your tickets.



You can see your listing in 'My Account'

